

Häfele Metalla 300 SM Combi 110°

For standard applications



Full overlay mounting with mounting plate

> With or without integrated soft closing mechanism



- > Material: Steel cup and hinge arm
- > Finish: Nickel plated
- > Cup fixing: For screw fixing
- > Door thickness: 14–26 mm
- > Installation: Door to cabinet with quick fixing system SM
- > Drilling depth: Hinge cup 12.0 mm
- > Adjustment facility: Side adjustment ± 1.5 mm, height adjustment ± 2 mm (via mounting plate), depth adjustment from -1 to $+3$ mm
- > With automatic closing spring

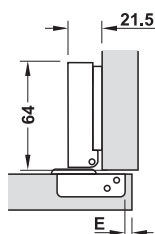


Note

The values (distance to cup) in the table apply to centre position of side adjusting screw.

4

→ Full overlay mounting

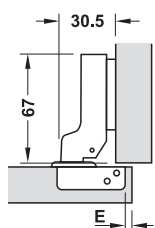


Door overlay mm									
10.5	11.5	12.5	13.5	14.5	15.5	16.5	17.5		
				3	4	5	6		0
		3	4	5	6				2
3	4	5	6						4
Distance to cup E mm					Mounting plate distance mm				

Soft closing mechanism	Drilling pattern		
	45/9.5	48/6	52/5.5
With	311.60.505	311.60.525	311.60.515
Without	311.60.600	311.60.620	311.60.610

Packing: 1 or 200 pieces

→ Half overlay mounting/twin mounting

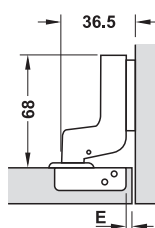


Door overlay mm									
3.5	4.5	5.5	6.5	7.5	8.5	9.5	10.5		
				3	4	5	6		0
		3	4	5	6				2
3	4	5	6						4
Distance to cup E mm					Mounting plate distance mm				

Soft closing mechanism	Drilling pattern		
	45/9.5	48/6	52/5.5
With	311.60.506	311.60.526	311.60.516
Without	311.60.601	311.60.621	311.60.611

Packing: 1 or 200 pieces

→ Inset mounting



Door overlay mm									
-5.5	-4.5	-3.5	-2.5	-1.5	-0.5	0.5	1.5		
				3	4	5	6		0
		3	4	5	6				2
3	4	5	6						4
Distance to cup E mm					Mounting plate distance mm				

Soft closing mechanism	Drilling pattern		
	45/9.5	48/6	52/5.5
With	311.60.507	311.60.527	311.60.517
Without	311.60.602	311.60.622	311.60.612

Packing: 1 or 200 pieces


Mounting plates	► FF 4.75
Cover caps	► FF 4.79

Häfele Metalla 300 SM Combi Cruciform mounting plate

With quick fixing system

- > Material: Steel
- > Finish: Nickel plated

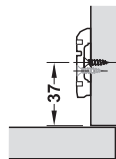
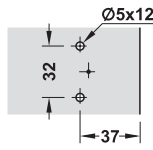
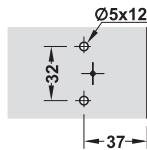
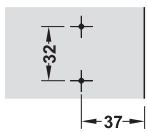
→ Height adjustment ± 2 mm via slot



For chipboard screws

With Euro screws

With short Euro screws



Distance D mm	Cat. No.
---------------	----------

For screw fixing with chipboard screws	
0	311.71.570
2	311.71.572
4	311.71.574

With pre-mounted Euro screws	
0	311.71.600
2	311.71.602
4	311.71.604

With pre-mounted short Euro screws	
2	311.71.612

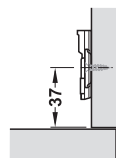
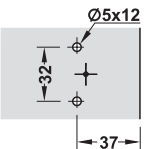
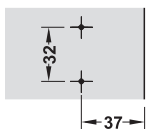
Packing: 200 pieces

→ Height adjustment ± 2 mm via eccentric



For chipboard screws

With Euro screws



Distance D mm	Cat. No.
---------------	----------

For screw fixing with chipboard screws	
0	311.71.540
2	311.71.542
4	311.71.544

With pre-mounted Euro screws	
0	311.71.560
2	311.71.562
4	311.71.564

Packing: 200 pieces

Häfele Metalla 300 SM Combi Cover cap



- > Material: Steel
- > Finish: Nickel plated

Suitable for	Cat. No.
Metalla 300 SM Combi	311.91.530

Packing: 50 or 1000 pieces

