

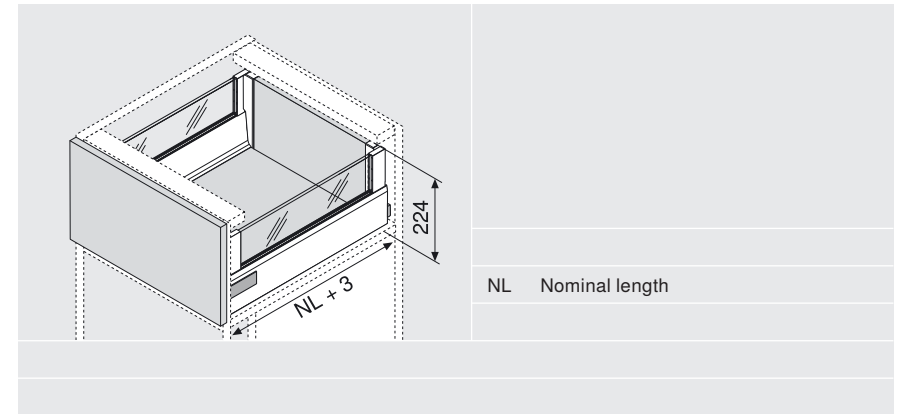
# TANDEMBOX intivo

High fronted pull-out with BOXCOVER and design element

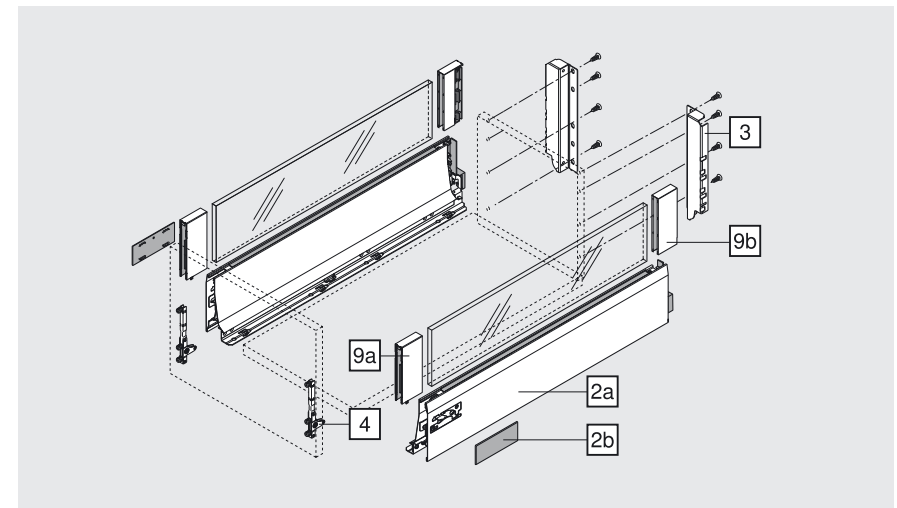
Product



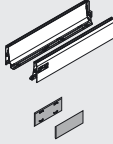
Space requirement

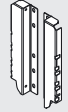




Order specification

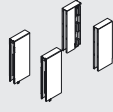


Order specification

2a, 2b	L drawer side left/right and cover caps			
	Colour variants	SW	TS	
	Nominal length	Steel		Inox
	270 mm	358L2702SA2	358L2702IA2	
	300 mm	358L3002SA2	358L3002IA2	
	350 mm	358L3502SA2	358L3502IA2	
	400 mm	358L4002SA2	358L4002IA2	
	450 mm	358L4502SA2	358L4502IA2	
	500 mm	358L5002SA2	358L5002IA2	
	550 mm	358L5502SA2	358L5502IA2	
	600 mm	359L6002SA2	359L6002IA2	
	650 mm	359L6502SA2	359L6502IA2	
	SW	Silk white		
	TS	Terra black		

3	Back fixing left/right			
	Colour variants	SW	TS	Nickel plated
		Steel		
		Z30D000SL		
	Steel back		Page	71

4	Front fixing brackets for high fronted pull-out		
	Screw-on*	2x	ZSF.5220
	EXPANDO	2x	ZSF.532E
	Ø 3.5 x 15 mm		609.1500
	Ø 3.5 x 17 mm		609.1700

9a, 9b	BOXCOVER front/back			
	Colour variants	SW	TS	
		Steel		Inox
		Z36L002G.S	Z36L002G.I	
	Glass design elements		Page	68

Cabinet profiles			
	Order specification	Page	70

# TANDEMBOX intivo

## High fronted pull-out with BOXCOVER and design element

### Planning

