

Single extension

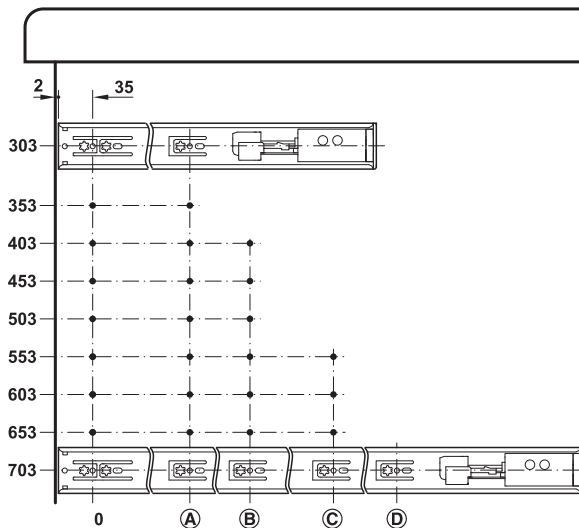
Load bearing capacity up to 45 kg, with self closing mechanism and Smuso soft closing mechanism



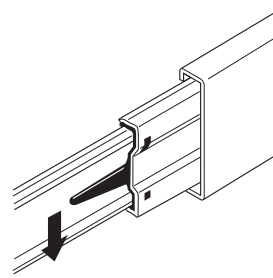
Illustration shows single extension, side mounted

- > Material: Steel
- > Finish/colour: Galvanized
- > Version: With integrated soft and self closing mechanisms, cover caps at rear of cabinet runner and centre rail with buffer action, can be disengaged using release lever
- > Installation: At drawer, side mounted or surface mounted

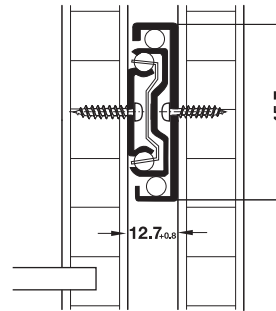
Drilling pattern



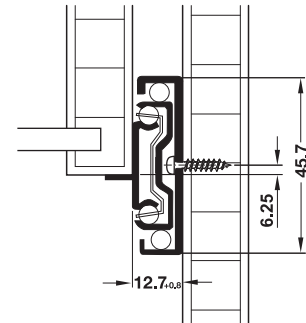
Length mm	A	B	C	D
300	96	—	—	—
350	160	—	—	—
400	128	192	—	—
450	128	256	—	—
500	128	288	—	—
550	128	224	352	—
600	128	224	384	—
650	128	288	416	—
700	128	224	352	480



Installation



Side mounted



Surface mounted

Installation length L mm	Extension length AL mm	Load bearing capacity kg	Packing pairs	Cat. No.
Side mounted				
303	150	18	1 or 10	432.16.930
353	280	23	1 or 10	432.16.935
403	380	23	1 or 10	432.16.940
453	430	36	1 or 5	432.16.945
503	480	36	1 or 5	432.16.950
553	530	45	1 or 5	432.16.955
603	580	41	1 or 5	432.16.960
653	630	36	1 or 5	432.16.965
703	680	32	1 or 5	432.16.970
Surface mounted				
303	150	18	1 or 10	432.18.930
353	280	23	1 or 10	432.18.935
403	380	23	1 or 10	432.18.940
453	430	36	1 or 5	432.18.945
503	480	36	1 or 5	432.18.950
553	530	45	1 or 5	432.18.955
603	580	41	1 or 5	432.18.960
703	680	32	1 or 5	432.18.970

DGH-M-INT 2020, HDE-en, 05/19; Dimensional data not binding. We reserve the right to alter specifications without notice.

